

Profi-Line Lift

clear floor | Item No.: TW 242 PE B4.3

400 V

Autom.

4200 kg



TW 242 PE B4.3 << 2-Post-lift

Description

The Profi-Line lift has an automatic safety lock release system, height adjustable lifting pads, transporter adapters, clear floor drive through and an automatic limit switch, which cuts of the power if a vehicle reaches the high limit.

Features

- 1A Quality built with CE-Certificate
- Manufactured in accordance to ISO 9001
- Column chain guard
- Automatic safety lock-release system
- Special rolled section columns
- 2 Hydraulic cylinders for powerful lifting and lowering
- Automatic arm-locking-system
- Steel cable synchronization | Telescopic lifting arms
- **NEW: Anti-Lift-Up-Button**, allows you to lower the lift without it having to rise before sinking a **230 V socket** placed in the control box.
- **NEW:** Motor-Cover included
- Stylish design, dust protection and noise reduction
- **Optional air connection (Air-Kit) available**

Delivery contents

- Lift incl. Power unit and Motor-Cover
- Heavy duty anchor bolts (10 pcs.)
- Transporter adapters (4 pcs.)
- Bracket for extension adapter
- Rubber door protectors | English instruction manual
- Examination book and CE-Certificate
- **Product video online | Assembly video online**



Included: Transporter adapters (4 pcs.)

Practical storage bracket for two extension adapters (2 pcs.)

230 V socket placed in the control box

optionally available:

Air-Kit (TW 236PE-AIR)

Note try our technical decision helper (on page 6) before buying your 2-post lift(s)!





Product video



Assembly video



Details

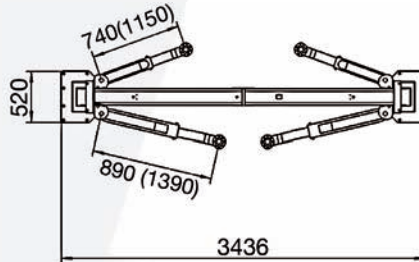
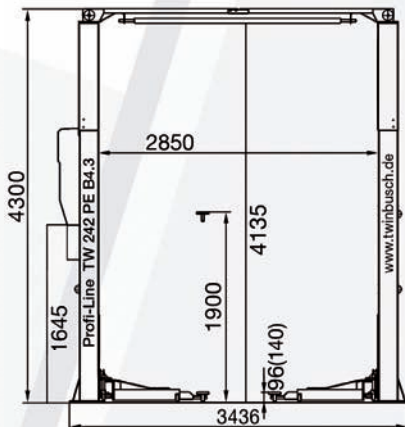


- (1) Automatic arm-locking system/Asymmetric lifting-arms
- (2) Automatic limit switch
- (3) Low lifting point: 96 mm / 2-stage adjustable lifting pads
- (4) Column chain guard



- (5) Door protectors
- (6) IP 54 Electric-box
- (7) Powerful E-Motor / **NEW:** Motor-Cover included
- (8) **NEW: Anti-Lift-Up-Button**
- (9) **NEW: 230 V socket**

Dimensions and technical data | The optional base plate reinforcement



Through experience the required concrete depth (foundation requirement of 200 mm) should be met, this must be checked by the customer. If in exceptional cases the foundation requirement is not met, we offer on page 31 a special solution, which can be used with a concrete thickness of 150 mm to 200 mm.

Technical Data: TW 242 PE B4.3	
Lifting capacity	4200 kg
Lifting height max.	1900 mm /Ad 2080
Lowest lifting point	96 mm
Lifting, lowering time (approx.)	45/30 sec.
Power supply	400 V / 3 Phase
Motor power	2,2 kW
Fusing	16 A / type C
Weight (approx.)	700 kg